

Infinity at Brickell

60 SW 13th St
Miami, FL 33130

Every month we compile this comprehensive market report focus on Infinity at Brickell in this convenient and easy to read format. Our datas comes from more than six different sources including MLS Associations, County Offices and Financial Institutions. Get this report for free every month on our website infinitycondosforsale.com.

Property Stats

POSTAL CODE 33130

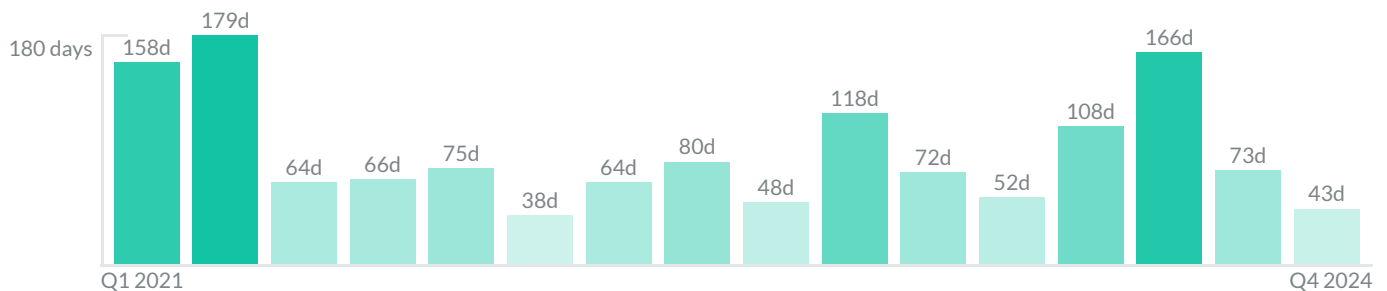
The property stats graph represents the median price evolution since ten years in your postal code area.



Similar Properties

DAYS ON THE MARKET

Everyday 3 months we monitor how many days it takes for similar properties to be sold. This is also a good indicator to know when to buy or sale!



Mortgage Rates

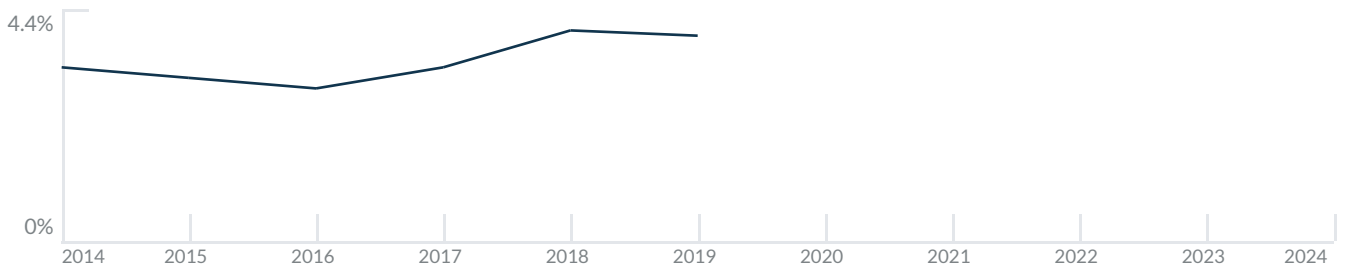
PER YEAR

Understanding mortgage economics is important when you want to buy with a loan. Below is the historical yearly average mortgage rates in the Unites States retrieved from Freddie Mac©

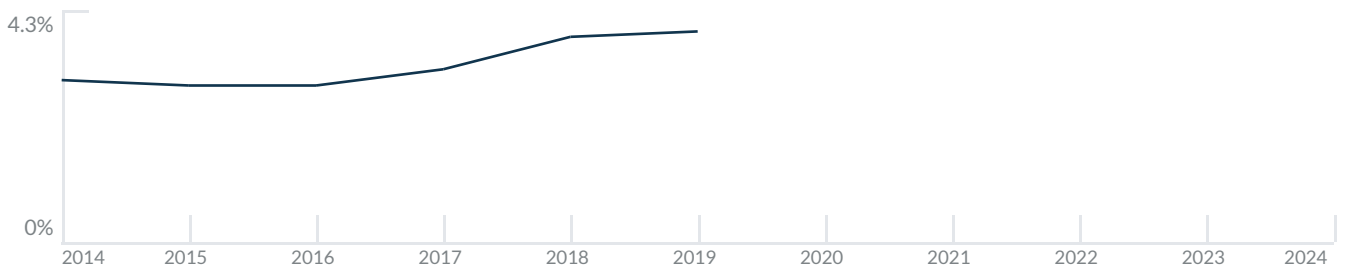
30 YEARS FIXED 4.4%



15 YEARS FIXED 3.9%



5/1-YEAR ADJUSTABLE 3.9%



Schools

CLOSEST

Having good schools nearby is important if you have kids or plan to rent or sell your home. Ratings are retrieved from the leading independent and nonprofit GreatSchools©

ELEMENTARY SCHOOL	MIDDLE SCHOOL	HIGH SCHOOL
Alpha Charter Of Aspire Engenio Maria De Hostos Youth Leadership Charter School	World School Of The Arts	
1/10	1/10	10/10

Insights

IN INFINITY AT BRICKELL

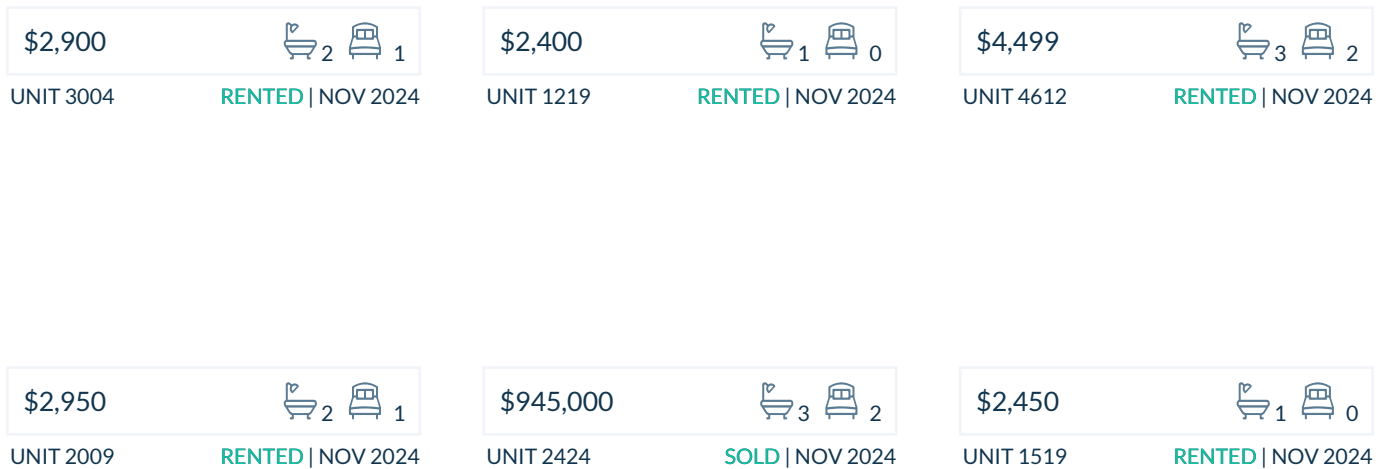
Below the average listing prices of available unit per property type.



Activity

SOLD OR RENTED

Below the latest transactions reported by the local MLS Association for Infinity at Brickell



Sold

LAST 20 PROPERTIES SOLD IN INFINITY AT BRICKELL

Unit	Price	Beds/Baths	\$/Sqft	Sqft	Buying Date	Days on Market
2424	\$945,000	2/3	\$696.9	1,356	Nov 2024	43
4412	\$749,999	2/3	\$597.6	1,255	Sep 2024	46
3408	\$610,000	2/3	\$531.4	1,148	Sep 2024	61
4409	\$830,000	2/3	\$585.7	1,417	Jul 2024	71
4013	\$799,000	2/3	\$629.1	1,270	Jul 2024	96
3620	\$630,000	2/3	\$485.4	1,298	Jul 2024	89
1820	\$485,000	1/2	\$617.8	785	Jun 2024	17
5018	\$875,000	3/3	\$631.3	1,386	Jun 2024	71
3014	\$490,000	1/2	\$558.7	877	Jun 2024	44
1109	\$425,000	1/2	\$714.3	595	Jun 2024	312
3000	\$1,525,000	3/4	\$557.8	2,734	May 2024	8
1418	\$449,000	1/2	\$572.0	785	May 2024	115
3420	\$650,000	2/3	\$564.7	1,151	Apr 2024	586
3602	\$660,000	2/3	\$526.7	1,253	Apr 2024	178
3413	\$725,000	2/3	\$593.3	1,222	Mar 2024	9
4405	\$825,000	2/3	\$582.2	1,417	Mar 2024	109
4812	\$890,000	2/3	\$628.1	1,417	Mar 2024	11
3820	\$645,000	2/3	\$560.4	1,151	Mar 2024	119
2202	\$460,000	1/2	\$519.8	885	Mar 2024	364
4004	\$839,900	2/3	\$669.2	1,255	Jan 2024	33

Rented

LAST 20 PROPERTIES RENTED IN INFINITY AT BRICKELL

Unit	Price	Beds/Baths	\$/Sqft	Sqft	Rented Date	Days on Market
3004	\$2,900	1/2	\$3.7	780	Nov 2024	109
1219	\$2,400	0/1	\$5.6	431	Nov 2024	109
4612	\$4,499	2/3	\$3.6	1,255	Nov 2024	74
2009	\$2,950	1/2	\$4.4	674	Nov 2024	33
1519	\$2,450	0/1	\$5.7	431	Nov 2024	59
1921	\$2,700	1/1	\$4.4	620	Nov 2024	103
2201	\$3,000	1/1	\$4.5	666	Nov 2024	83
1609	\$3,200	1/2	\$5.4	595	Nov 2024	31
2002	\$3,100	1/2	\$3.5	885	Nov 2024	9
3206	\$2,990	1/2	\$3.4	875	Oct 2024	90
1409	\$2,700	1/2	\$4.5	595	Oct 2024	35
1412	\$3,400	1/2	\$4.3	785	Oct 2024	48
4809	\$4,500	2/3	\$3.5	1,293	Oct 2024	70
3213	\$2,850	1/2	\$4.0	705	Oct 2024	115
1819	\$2,450	0/1	\$5.7	431	Oct 2024	71
2210	\$3,150	1/1	\$4.0	785	Oct 2024	43
2216	\$3,400	1/2	\$4.3	785	Sep 2024	7
4407	\$4,250	2/3	\$3.3	1,293	Sep 2024	56
4010	\$2,900	1/2	\$4.2	685	Sep 2024	17
3010	\$3,100	1/1	\$4.0	782	Sep 2024	15

Currently Listed

ACTIVE LISTINGS 1/4

Unit	Price	Beds/Baths	\$/Sqft	Sqft	Listing Date	Owner
PH52...	\$5,695/mth	2/3	\$3.9	1472	Aug 2024	N/A
1116	\$3,100/mth	1/2	\$3.9	785	Nov 2024	WENDY SAN...
1122	\$510,000	1/2	\$630.4	809	Oct 2024	N/A
1405	\$490,000	1/2	\$823.5	595	Oct 2024	JOHN TATUM
1405	\$3,600/mth	1/2	\$6.1	595	Oct 2024	JOHN TATUM
1405	\$475,000	1/2	\$798.3	595	Nov 2024	JOHN TATUM
1405	\$3,000/mth	1/2	\$5.0	595	Nov 2024	JOHN TATUM
1424	\$4,895/mth	2/3	\$3.6	1356	Nov 2024	MARTIN URR...
1602	\$3,200/mth	1/2	\$3.2	993	Apr 2024	N/A
1611	\$2,950/mth	1/2	\$5.0	595	Oct 2024	N/A
1613	\$2,800/mth	1/2	\$4.4	638	Nov 2024	N/A
1620	\$505,000	1/2	\$643.3	785	Apr 2024	N/A
1621	\$2,800/mth	1/1	\$4.5	620	Nov 2024	N/A
1721	\$435,000	1/1	\$701.6	620	Sep 2024	N/A
1805	\$3,100/mth	1/2	\$5.2	595	Aug 2024	
1818	\$2,900/mth	1/2	\$3.7	785	Nov 2024	
1921	\$415,000	1/1	\$669.4	620	Oct 2024	CARLOS RAFA...
2001	\$465,000	1/1	\$794.9	585	Nov 2024	ROBERTH A B...
2004	\$470,000	1/2	\$599.5	784	Nov 2024	1060 BRICKEL...
2006	\$489,000	1/2	\$622.9	785	Nov 2024	N/A

Currently Listed

ACTIVE LISTINGS 2/4

Unit	Price	Beds/Baths	\$/Sqft	Sqft	Listing Date	Owner
2010	\$460,000	1/2	\$586.0	785	Aug 2024	N/A
2010	\$445,000	1/2	\$566.9	785	Nov 2024	N/A
2019	\$2,500/mth	0/1	\$5.8	431	Jul 2024	N/A
2021	\$2,900/mth	1/1	\$4.1	702	Nov 2024	
2100	\$710,000	2/3	\$572.6	1240	May 2024	HERNANDO R...
2201	\$530,000	1/1	\$795.8	666	Aug 2024	N/A
2321	\$459,000	1/1	\$740.3	620	Jan 2024	VIENTO DOS I...
2405	\$2,950/mth	1/2	\$5.0	595	Jul 2024	CARLOS SAR...
2406	\$3,400/mth	1/2	\$4.3	785	Oct 2024	ADRIAN LEON
2424	\$5,400/mth	2/3	\$4.0	1356	Sep 2024	N/A
2500	\$700,000	2/3	\$564.5	1240	Nov 2024	GERSHAM DE...
2600	\$11,500/mth	3/4	\$4.8	2415	Nov 2024	N/A
2600	\$1,745,000	3/4	\$722.6	2415	Oct 2024	N/A
2602	\$3,200/mth	1/2	\$3.6	881	Nov 2024	N/A
2607	\$2,850/mth	1/2	\$4.3	665	Aug 2024	ARGENIS CAI...
2610	\$3,000/mth	1/1	\$3.8	782	Sep 2024	JORGE ANGE...
2610	\$439,000	1/2	\$561.4	782	Nov 2024	JORGE ANGE...
2616	\$545,000	1/2	\$621.4	877	Jun 2024	N/A
2618	\$450,000	1/2	\$576.2	781	Nov 2024	N/A
2619	\$3,500/mth	1/2	\$3.3	1056	Dec 2023	N/A

Currently Listed

ACTIVE LISTINGS 3/4

Unit	Price	Beds/Baths	\$/Sqft	Sqft	Listing Date	Owner
2626	\$899,000	3/3	\$648.6	1386	Aug 2024	HERMELINDA...
2626	\$875,000	3/3	\$631.3	1386	Nov 2024	HERMELINDA...
2805	\$465,000	1/2	\$701.4	663	May 2024	N/A
2806	\$3,500/mth	1/2	\$4.5	782	Nov 2024	N/A
2819	\$3,650/mth	1/2	\$3.5	1056	Sep 2024	N/A
3000	\$1,575,000	3/4	\$652.2	2415	Apr 2024	MAURICIO EU...
3002	\$550,000	1/2	\$700.6	785	Mar 2024	N/A
3007	\$2,825/mth	1/2	\$4.2	665	Nov 2024	MARIN ELJAI...
3009	\$3,500/mth	1/2	\$5.3	663	Nov 2024	MAXIMILIAN...
3011	\$2,850/mth	1/2	\$4.3	665	Nov 2024	Ignacio Molina
3014	\$3,400/mth	1/2	\$3.9	877	Nov 2024	ERNESTO E G...
3021	\$5,200/mth	2/3	\$4.3	1222	Jun 2024	N/A
3211	\$3,000/mth	1/2	\$4.5	665	Nov 2024	N/A
3212	\$4,000/mth	1/2	\$5.1	780	Nov 2024	SALVATORE C...
3212	\$499,000	1/2	\$639.7	780	Nov 2024	SALVATORE C...
3400	\$1,695,000	3/4	\$701.9	2415	Sep 2024	RAUL EDUAR...
3408	\$640,000	2/3	\$557.5	1148	Apr 2024	ASHISH K CH...
3410	\$4,100/mth	2/3	\$3.6	1148	Sep 2024	N/A
3412	\$5,100/mth	2/3	\$4.4	1167	Nov 2024	
3412	\$5,300/mth	2/3	\$4.5	1167	Nov 2024	

Currently Listed

ACTIVE LISTINGS 4/4

Unit	Price	Beds/Baths	\$/Sqft	Sqft	Listing Date	Owner
3426	\$895,000	3/3	\$645.7	1386	Aug 2024	ALEXSANDRA...
3603	\$525,000	1/1	\$852.3	616	Nov 2024	FERNANDO F...
3608	\$4,500/mth	2/3	\$3.5	1298	Jul 2024	BENEDICT RA...
3618	\$670,000	2/3	\$516.2	1298	Nov 2024	NESTOR SAN...
3814	\$3,800/mth	1/2	\$4.3	877	Apr 2024	
3814	\$4,000/mth	1/2	\$4.6	877	Jun 2024	
3824	\$6,000/mth	3/3	\$4.1	1472	Oct 2024	COLALAG INV...
4001	\$995,000	3/3	\$771.9	1289	Aug 2024	JOSE ANTONI...
4006	\$970,000	2/3	\$773.5	1254	Sep 2024	FERNANDO H...
4007	\$759,000	2/3	\$587.0	1293	May 2024	VIENTO DOS I...
4208	\$495,000	1/2	\$721.6	686	Nov 2024	N/A
4211	\$3,900/mth	1/2	\$3.6	1080	Sep 2024	RAHENDRA S...
4212	\$749,000	2/3	\$596.8	1255	Nov 2024	MARK A HEN...
4614	\$4,000	1/2	N/A	N/A	Jun 2024	DIEGO CORR...
5010	\$1,015,000	2/3	\$606.3	1674	Nov 2024	STRATOS PAP...
5214	\$520,000	1/2	\$721.2	721	Sep 2024	ARGENIS, 50%...