



Infinity at Brickell

60 SW 13th St
Miami, FL 33130

Every month we compile this comprehensive market report focus on Infinity at Brickell in this convenient and easy to read format. Our datas comes from more than six different sources including MLS Associations, County Offices and Financial Institutions. Get this report for free every month on our website infinitycondosforsale.com.

Property Stats

POSTAL CODE 33130

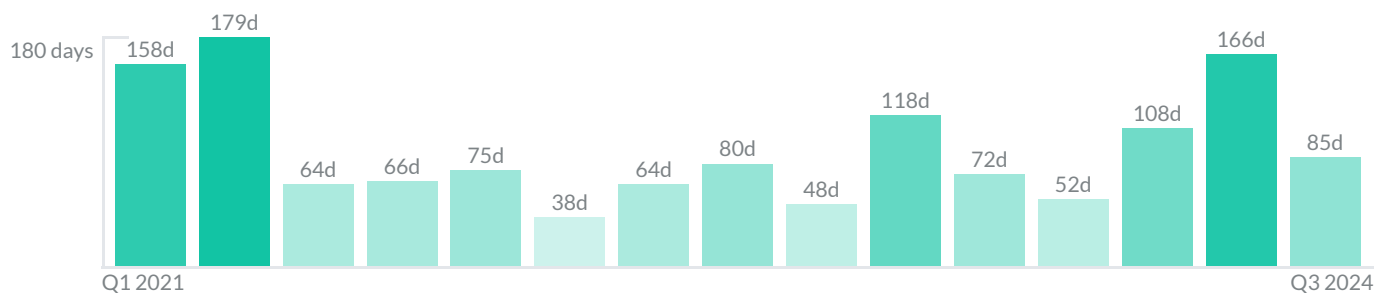
The property stats graph represents the median price evolution since ten years in your postal code area.



Similar Properties

DAYS ON THE MARKET

Everyday 3 months we monitor how many days it takes for similar properties to be sold. This is also a good indicator to know when to buy or sale!

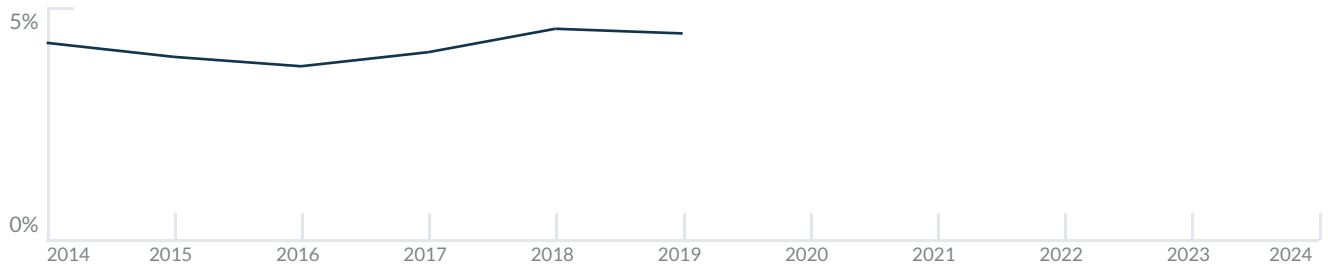


Mortgage Rates

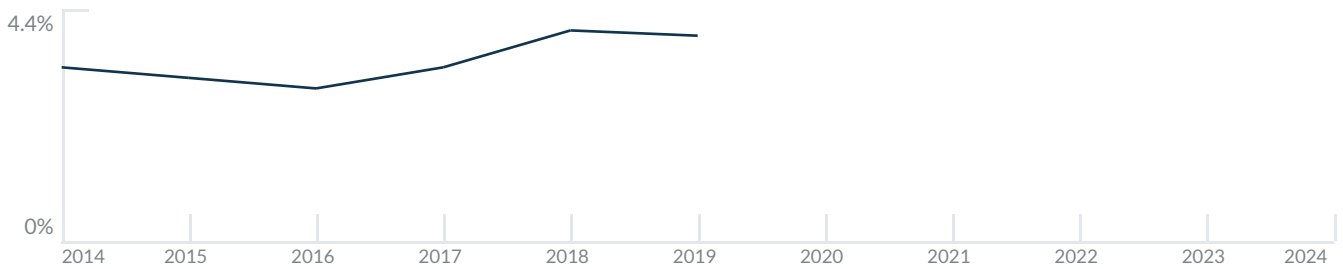
PER YEAR

Understanding mortgage economics is important when you want to buy with a loan. Below is the historical yearly average mortgage rates in the Unites States retrieved from Freddie Mac©

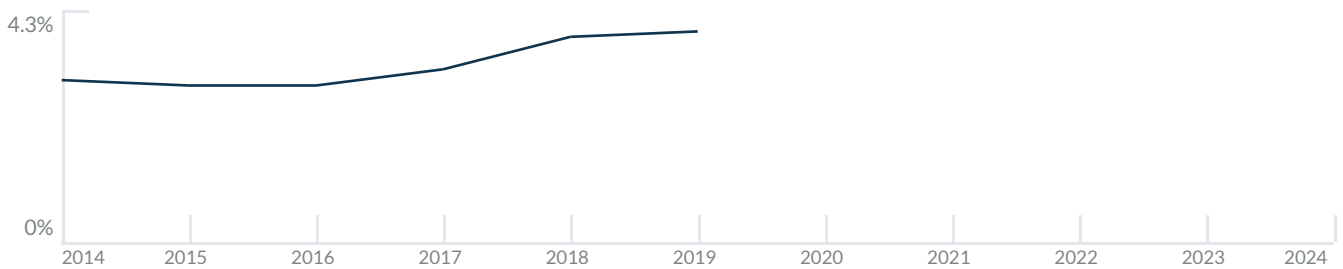
30 YEARS FIXED 4.4%



15 YEARS FIXED 3.9%



5/1-YEAR ADJUSTABLE 3.9%



Schools

CLOSEST

Having good schools nearby is important if you have kids or plan to rent or sell your home. Ratings are retrieved from the leading independent and nonprofit GreatSchools©

ELEMENTARY SCHOOL	MIDDLE SCHOOL	HIGH SCHOOL
Alpha Charter Of Aspire Engenio Maria De Hostos Youth Leadership Charter School	World School Of The Arts	
1/10	1/10	10/10

Insights

IN INFINITY AT BRICKELL

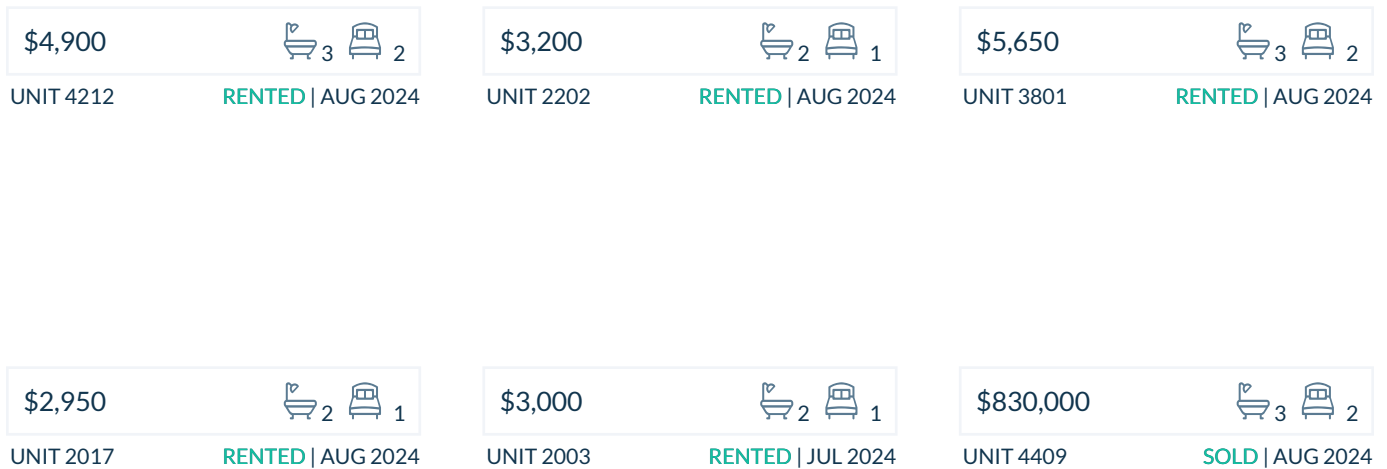
Below the average listing prices of available unit per property type.



Activity

SOLD OR RENTED

Below the latest transactions reported by the local MLS Association for Infinity at Brickell



Sold

LAST 20 PROPERTIES SOLD IN INFINITY AT BRICKELL

Unit	Price	Beds/Baths	\$/Sqft	Sqft	Buying Date	Days on Market
4409	\$830,000	2/3	\$585.7	1,417	Jul 2024	71
4013	\$799,000	2/3	\$629.1	1,270	Jul 2024	96
3620	\$630,000	2/3	\$485.4	1,298	Jul 2024	89
1820	\$485,000	1/2	\$617.8	785	Jun 2024	17
5018	\$875,000	3/3	\$631.3	1,386	Jun 2024	71
3014	\$490,000	1/2	\$558.7	877	Jun 2024	44
1109	\$425,000	1/2	\$714.3	595	Jun 2024	312
3000	\$1,525,000	3/4	\$557.8	2,734	May 2024	8
1418	\$449,000	1/2	\$572.0	785	May 2024	115
3420	\$650,000	2/3	\$564.7	1,151	Apr 2024	586
3602	\$660,000	2/3	\$526.7	1,253	Apr 2024	178
3413	\$725,000	2/3	\$593.3	1,222	Mar 2024	9
4405	\$825,000	2/3	\$582.2	1,417	Mar 2024	109
4812	\$890,000	2/3	\$628.1	1,417	Mar 2024	11
3820	\$645,000	2/3	\$560.4	1,151	Mar 2024	119
2202	\$460,000	1/2	\$519.8	885	Mar 2024	364
4004	\$839,900	2/3	\$669.2	1,255	Jan 2024	33
5009	\$875,000	2/3	\$676.7	1,293	Dec 2023	46
4803	\$725,000	2/3	N/A	N/A	Nov 2023	103
3008	\$485,000	1/2	\$621.8	780	Nov 2023	6

Rented

LAST 20 PROPERTIES RENTED IN INFINITY AT BRICKELL

Unit	Price	Beds/Baths	\$/Sqft	Sqft	Rented Date	Days on Market
4212	\$4,900	2/3	\$3.9	1,255	Aug 2024	105
2202	\$3,200	1/2	\$3.6	885	Aug 2024	29
3801	\$5,650	2/3	\$4.4	1,288	Aug 2024	44
2017	\$2,950	1/2	\$4.9	602	Aug 2024	98
2003	\$3,000	1/2	\$4.7	638	Jul 2024	18
2217	\$2,900	1/2	\$4.8	602	Jul 2024	20
3015	\$2,900	1/2	\$4.3	672	Jul 2024	10
3221	\$4,275	2/3	\$3.5	1,222	Jul 2024	54
4406	\$6,400	2/3	\$4.5	1,418	Jul 2024	52
2406	\$3,500	1/2	\$4.5	785	Jul 2024	26
2100	\$4,500	2/3	\$3.6	1,240	Jul 2024	76
3424	\$5,600	3/3	\$3.8	1,472	Jul 2024	83
2012	\$3,100	1/2	\$3.9	785	Jul 2024	7
2818	\$3,100	1/2	\$4.0	781	Jul 2024	11
1719	\$2,400	0/1	\$5.6	431	Jun 2024	16
1409	\$2,800	1/2	\$4.7	595	Jun 2024	23
3224	\$5,700	3/3	\$3.9	1,472	Jun 2024	64
1919	\$2,490	0/1	\$5.8	431	Jun 2024	43
3609	\$2,795	1/1	\$4.5	616	Jun 2024	37
4611	\$3,900	1/2	\$4.1	951	Jun 2024	21

Currently Listed

ACTIVE LISTINGS 1/4

Unit	Price	Beds/Baths	\$/Sqft	Sqft	Listing Date	Owner
PH52...	\$5,695/mth	2/3	\$3.9	1472	Aug 2024	N/A
1116	\$3,200/mth	1/2	\$3.7	875	Aug 2024	WENDY SAN...
1219	\$2,450/mth	0/1	\$5.7	431	Aug 2024	AGUSTIN PAN...
1401	\$2,450/mth	0/1	\$4.6	532	Aug 2024	JOSE ANTONI...
1412	\$3,400/mth	1/2	\$4.3	785	Aug 2024	N/A
1602	\$3,200/mth	1/2	\$3.2	993	Apr 2024	N/A
1609	\$3,200/mth	1/2	\$5.4	595	Aug 2024	ROBERTO MO...
1611	\$2,950/mth	1/2	\$5.0	595	Aug 2024	N/A
1620	\$505,000	1/2	\$643.3	785	Apr 2024	N/A
1805	\$3,100/mth	1/2	\$5.2	595	Aug 2024	
1819	\$2,600/mth	0/1	\$6.0	431	Aug 2024	CARLA SICAR...
1921	\$2,775/mth	1/1	\$4.5	620	Aug 2024	CARLOS RAFA...
1921	\$425,000	1/1	\$685.5	620	Aug 2024	CARLOS RAFA...
2004	\$539,000	1/2	\$687.5	784	Aug 2024	1060 BRICKEL...
2006	\$500,000	1/2	\$636.9	785	Aug 2024	N/A
2010	\$460,000	1/2	\$586.0	785	Aug 2024	N/A
2019	\$2,500/mth	0/1	\$5.8	431	Jul 2024	N/A
2021	\$3,100/mth	1/1	\$4.4	702	Aug 2024	
2100	\$710,000	2/3	\$572.6	1240	May 2024	HERNANDO R...
2201	\$530,000	1/1	\$795.8	666	Aug 2024	N/A

Currently Listed

ACTIVE LISTINGS 2/4

Unit	Price	Beds/Baths	\$/Sqft	Sqft	Listing Date	Owner
2201	\$3,000/mth	1/1	\$4.5	666	Aug 2024	N/A
2210	\$3,150/mth	1/1	\$4.0	785	Aug 2024	N/A
2321	\$459,000	1/1	\$740.3	620	Jan 2024	VIENTO DOS I...
2404	\$3,300/mth	1/2	\$4.2	784	Jul 2024	GABRIELLE CL...
2405	\$2,950/mth	1/2	\$5.0	595	Jul 2024	CARLOS SAR...
2501	\$2,950/mth	1/1	\$5.0	585	Aug 2024	JORGE ALBER...
2602	\$3,200/mth	1/2	\$3.6	881	Aug 2024	N/A
2607	\$2,850/mth	1/2	\$4.3	665	Aug 2024	ARGENIS CAI...
2616	\$545,000	1/2	\$621.4	877	Jun 2024	N/A
2618	\$3,100/mth	1/2	\$4.0	781	Aug 2024	N/A
2619	\$3,500/mth	1/2	\$3.3	1056	Dec 2023	N/A
2626	\$899,000	3/3	\$648.6	1386	Aug 2024	HERMELINDA...
2805	\$465,000	1/2	\$701.4	663	May 2024	N/A
2819	\$3,650/mth	1/2	\$3.5	1056	Aug 2024	N/A
3000	\$1,575,000	3/4	\$652.2	2415	Apr 2024	MAURICIO EU...
3002	\$550,000	1/2	\$700.6	785	Mar 2024	N/A
3004	\$3,200/mth	1/2	\$4.1	780	Aug 2024	N/A
3011	\$3,000/mth	1/2	\$4.5	665	Aug 2024	Ignacio Molina
3015	\$2,900/mth	1/2	\$4.3	672	Jul 2024	NATHAN BER...
3021	\$5,200/mth	2/3	\$4.3	1222	Jun 2024	N/A

Currently Listed

ACTIVE LISTINGS 3/4

Unit	Price	Beds/Baths	\$/Sqft	Sqft	Listing Date	Owner
3206	\$2,990/mth	1/2	\$3.4	875	Aug 2024	N/A
3212	\$4,000/mth	1/2	\$5.1	780	Jun 2024	SALVATORE C...
3213	\$2,850/mth	1/2	\$4.0	705	Aug 2024	N/A
3400	\$1,695,000	3/4	\$701.9	2415	Aug 2024	RAUL EDUAR...
3408	\$640,000	2/3	\$557.5	1148	Apr 2024	ASHISH K CH...
3408	\$610,000	2/3	\$531.4	1148	Aug 2024	ASHISH K CH...
3426	\$895,000	3/3	\$645.7	1386	Aug 2024	ALEXSANDRA...
3608	\$4,500/mth	2/3	\$3.5	1298	Jul 2024	BENEDICT RA...
3618	\$700,000	2/3	\$539.3	1298	Jul 2024	NESTOR SAN...
3814	\$3,800/mth	1/2	\$4.3	877	Apr 2024	
3814	\$4,000/mth	1/2	\$4.6	877	Jun 2024	
3824	\$6,300/mth	3/3	\$4.3	1472	Aug 2024	COLALAG INV...
4001	\$995,000	3/3	\$771.9	1289	Aug 2024	JOSE ANTONI...
4007	\$759,000	2/3	\$587.0	1293	May 2024	VIENTO DOS I...
4212	\$765,000	2/3	\$609.6	1255	Jun 2024	MARK A HEN...
4214	\$2,900/mth	1/2	\$3.6	807	Aug 2024	N/A
4407	\$4,500/mth	2/3	\$3.5	1293	Jul 2024	NOVO PROPE...
4614	\$4,000	1/2	N/A	N/A	Jun 2024	DIEGO CORR...
4614	\$3,200/mth	1/2	N/A	N/A	Aug 2024	DIEGO CORR...
4809	\$4,750/mth	2/3	\$3.7	1293	Jul 2024	N/A

Currently Listed

ACTIVE LISTINGS 4/4

Unit	Price	Beds/Baths	\$/Sqft	Sqft	Listing Date	Owner
5214	\$520,000	1/2	\$721.2	721	Jun 2024	ARGENIS, 50%...